

SCELTE CROMATICHE



245,241,228




240,239,231



237,236,233




247,235,212



255,255,255

FONDI



232,221,198




240,234,218



239,236,224




241,225,193



253,253,252




226,213,179




233,226,209



221,213,198



236,213,167




253,253,257



236,238,238



255,255,255




253,253,257

RILIEVI



85,84,74



136,135,113

SERRAMENTI IN FERRO



94,121,35



LEGNO
NATURALE



94,121,35

SERRAMENTI IN LEGNO